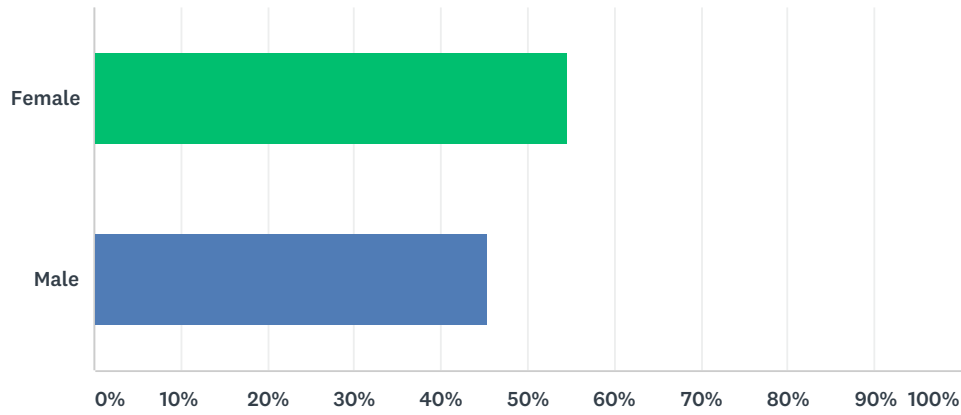


Q1 What is your gender?

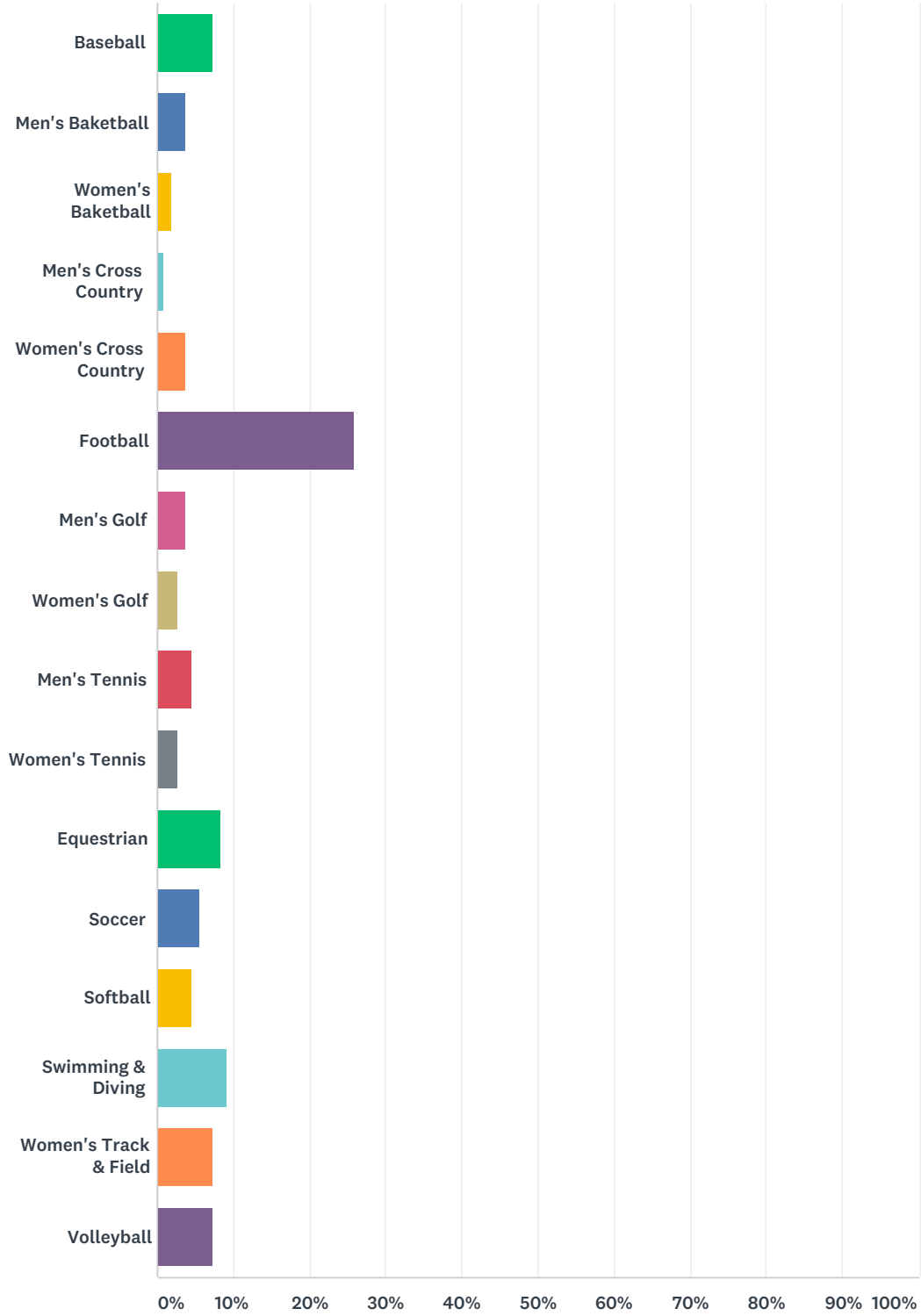
Answered: 108 Skipped: 0



ANSWER CHOICES	RESPONSES	
Female	54.63%	59
Male	45.37%	49
TOTAL		108

Q2 What was your sport(s)?

Answered: 108 Skipped: 0



ANSWER CHOICES	RESPONSES
Baseball	7.41% 8

2018-2019 Exit Interview for Graduating Student-Athletes

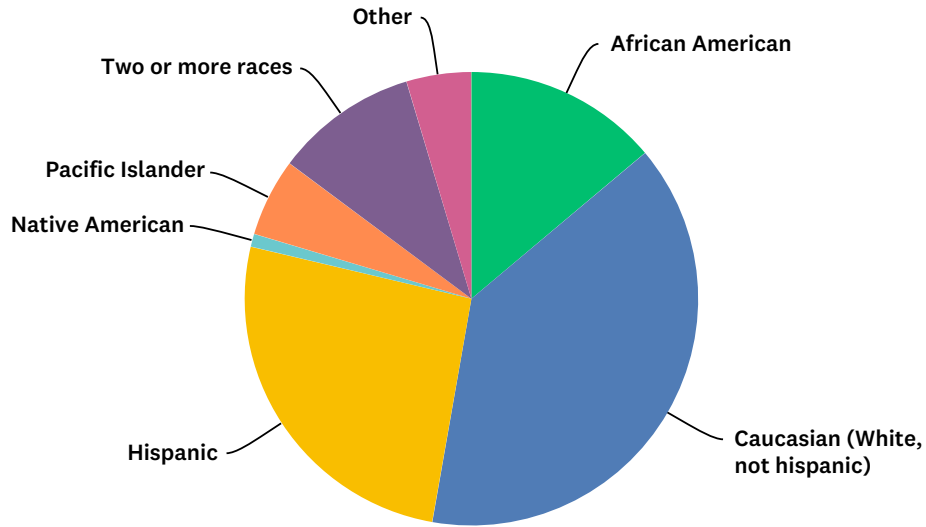
Men's Basketball	3.70%	4
Women's Basketball	1.85%	2
Men's Cross Country	0.93%	1
Women's Cross Country	3.70%	4
Football	25.93%	28
Men's Golf	3.70%	4
Women's Golf	2.78%	3
Men's Tennis	4.63%	5
Women's Tennis	2.78%	3
Equestrian	8.33%	9
Soccer	5.56%	6
Softball	4.63%	5
Swimming & Diving	9.26%	10
Women's Track & Field	7.41%	8
Volleyball	7.41%	8
TOTAL		108

Q3 What were your dates of attendance? Write your answer like this: Beginning Fall/Spring of 20__ Ending Fall/Spring of 20__ Example: Beginning Fall of 2014 Ending Spring of 2018

Answered: 108 Skipped: 0

Q4 What is your ethnicity?

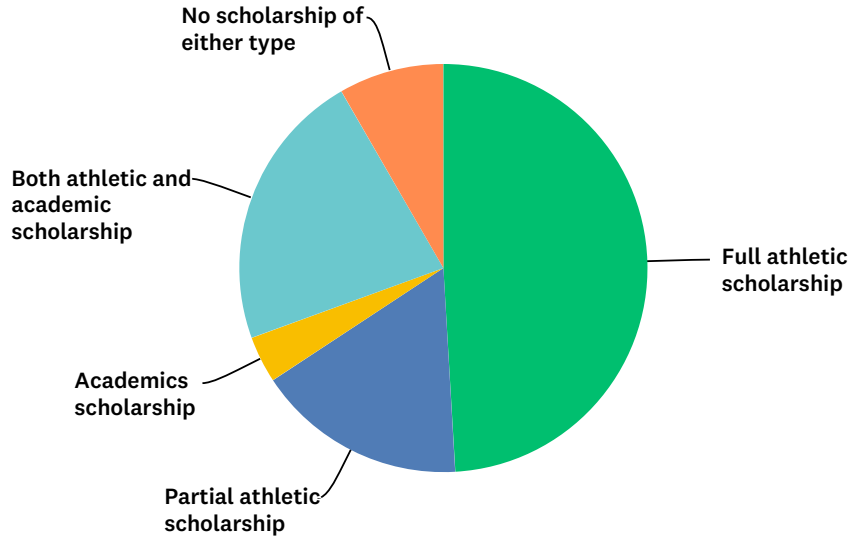
Answered: 108 Skipped: 0



ANSWER CHOICES	RESPONSES	
African American	13.89%	15
Caucasian (White, not hispanic)	38.89%	42
Hispanic	25.93%	28
Native American	0.93%	1
Pacific Islander	5.56%	6
Two or more races	10.19%	11
Other	4.63%	5
Do not wish to answer this question	0.00%	0
TOTAL		108

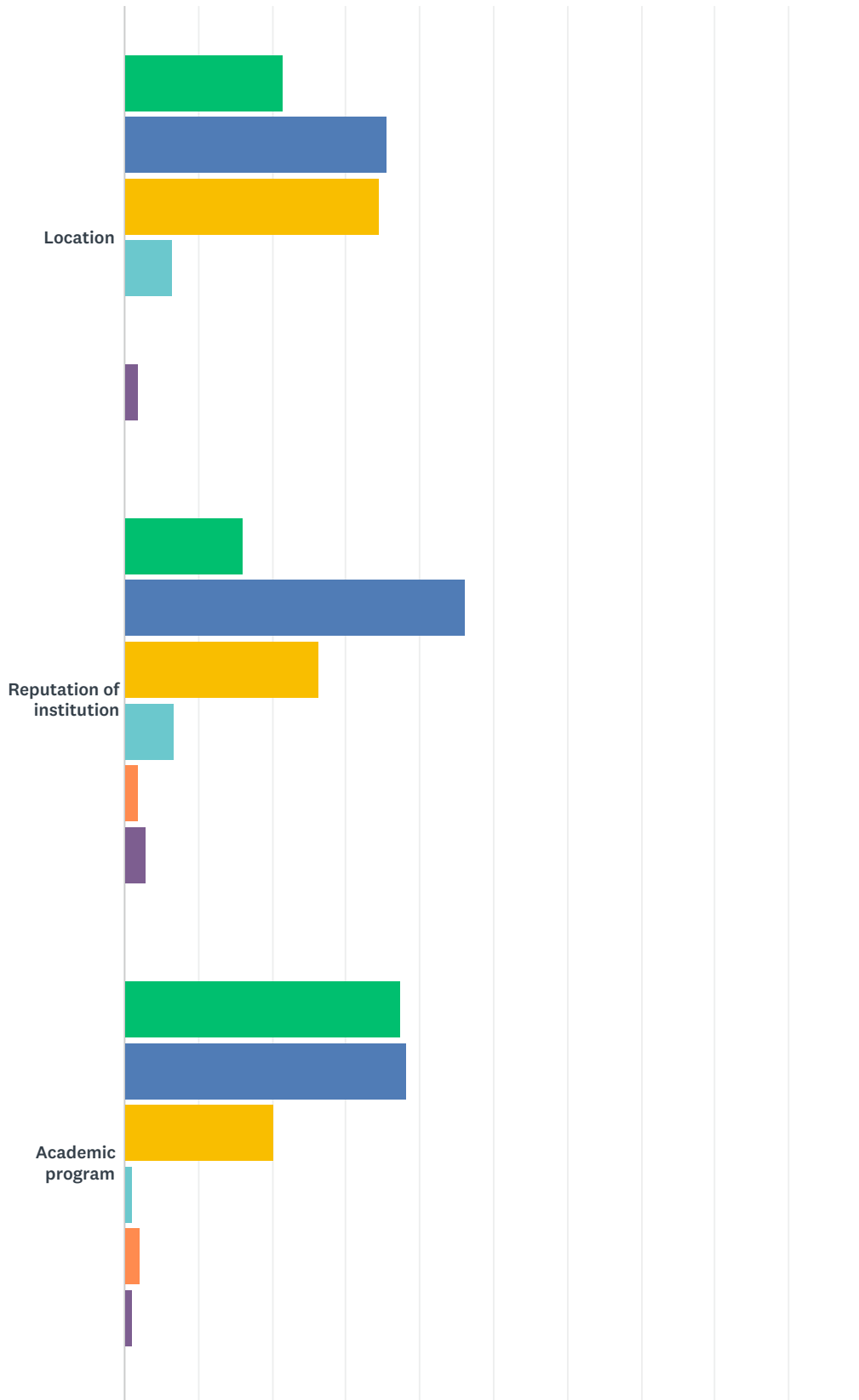
Q5 Which of the following best describes your financial-aid status as a student-athlete?

Answered: 108 Skipped: 0

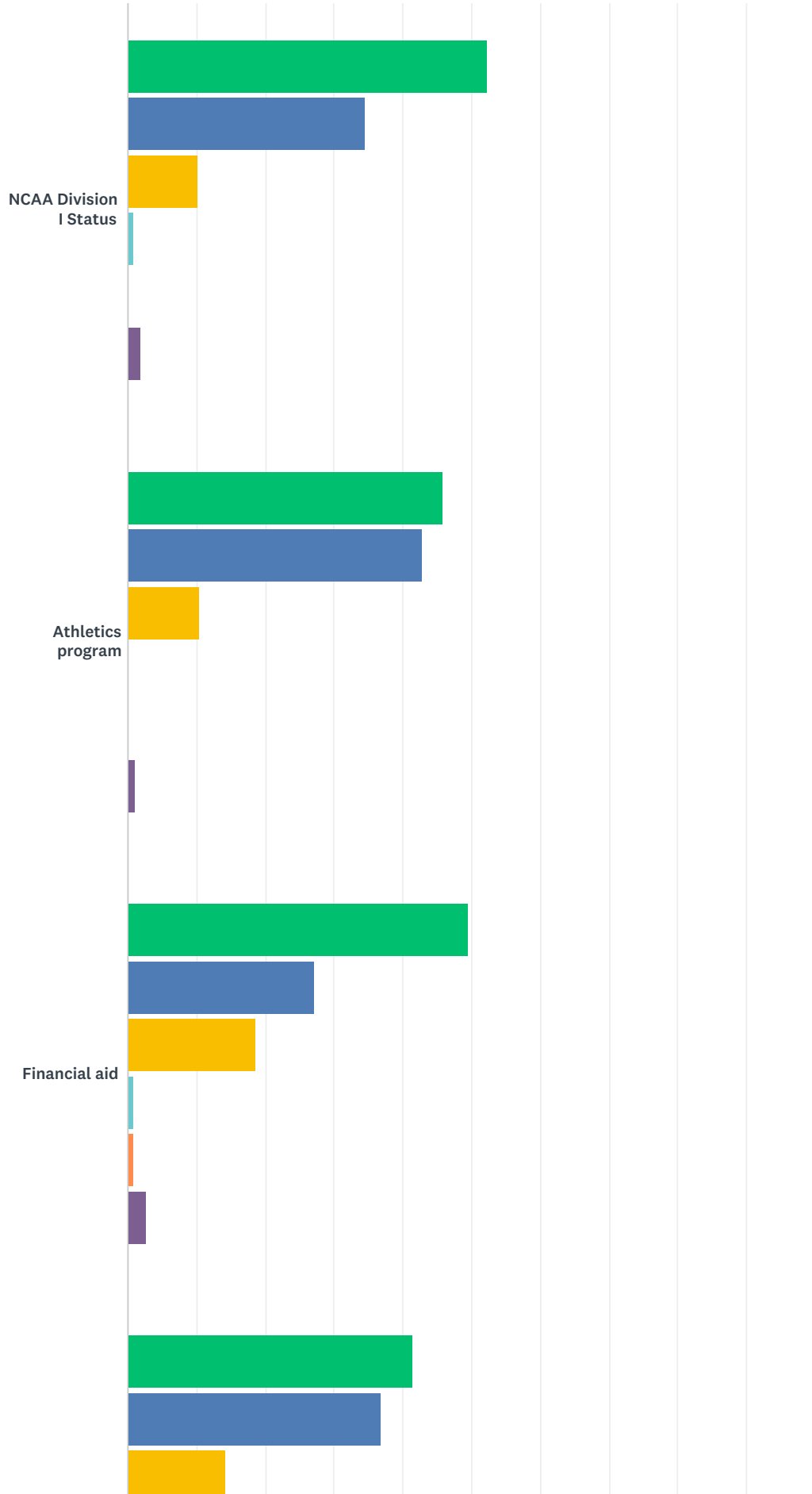


Q6 How important were the following in your selection of attending NMSU?

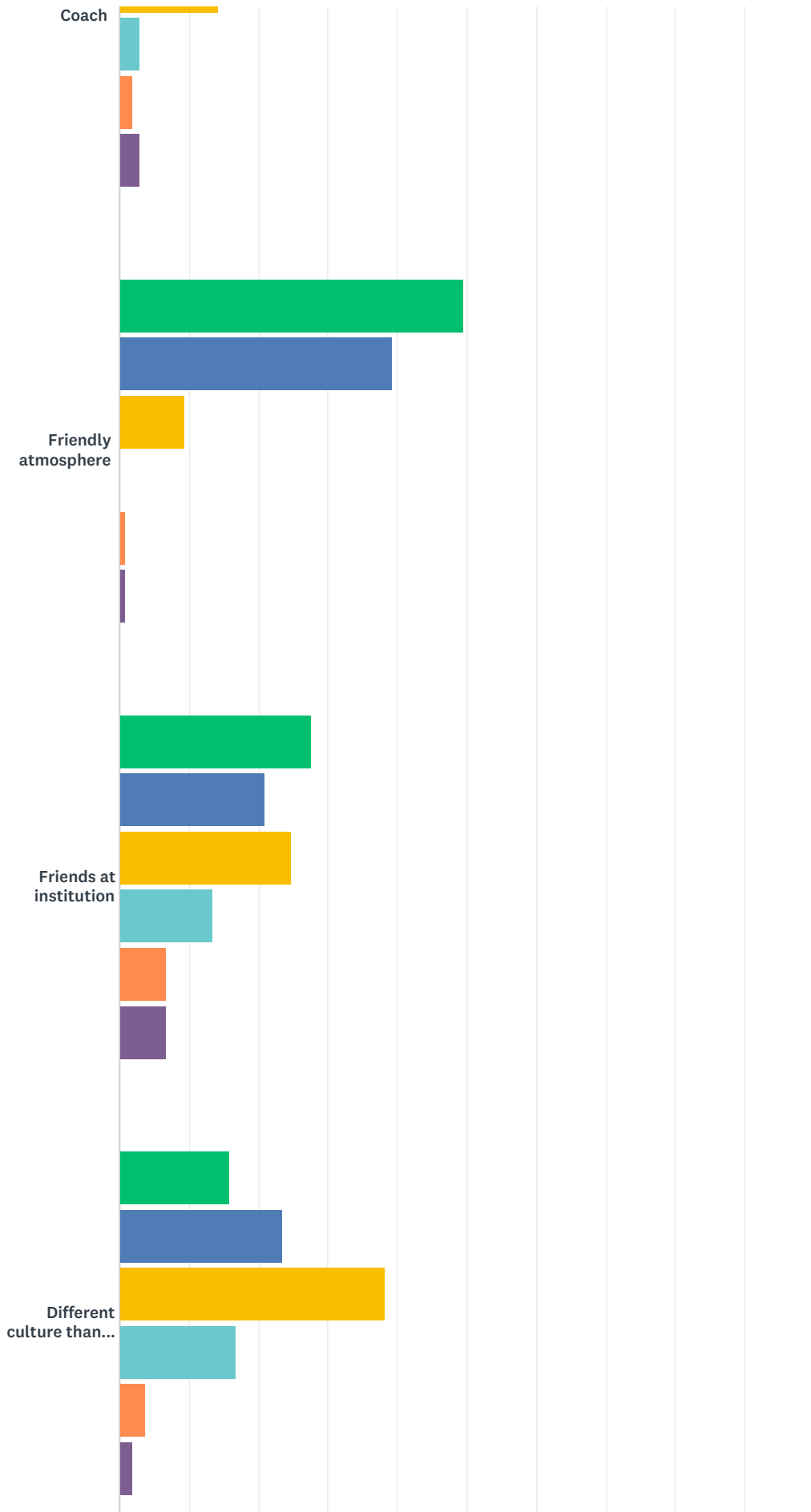
Answered: 107 Skipped: 1



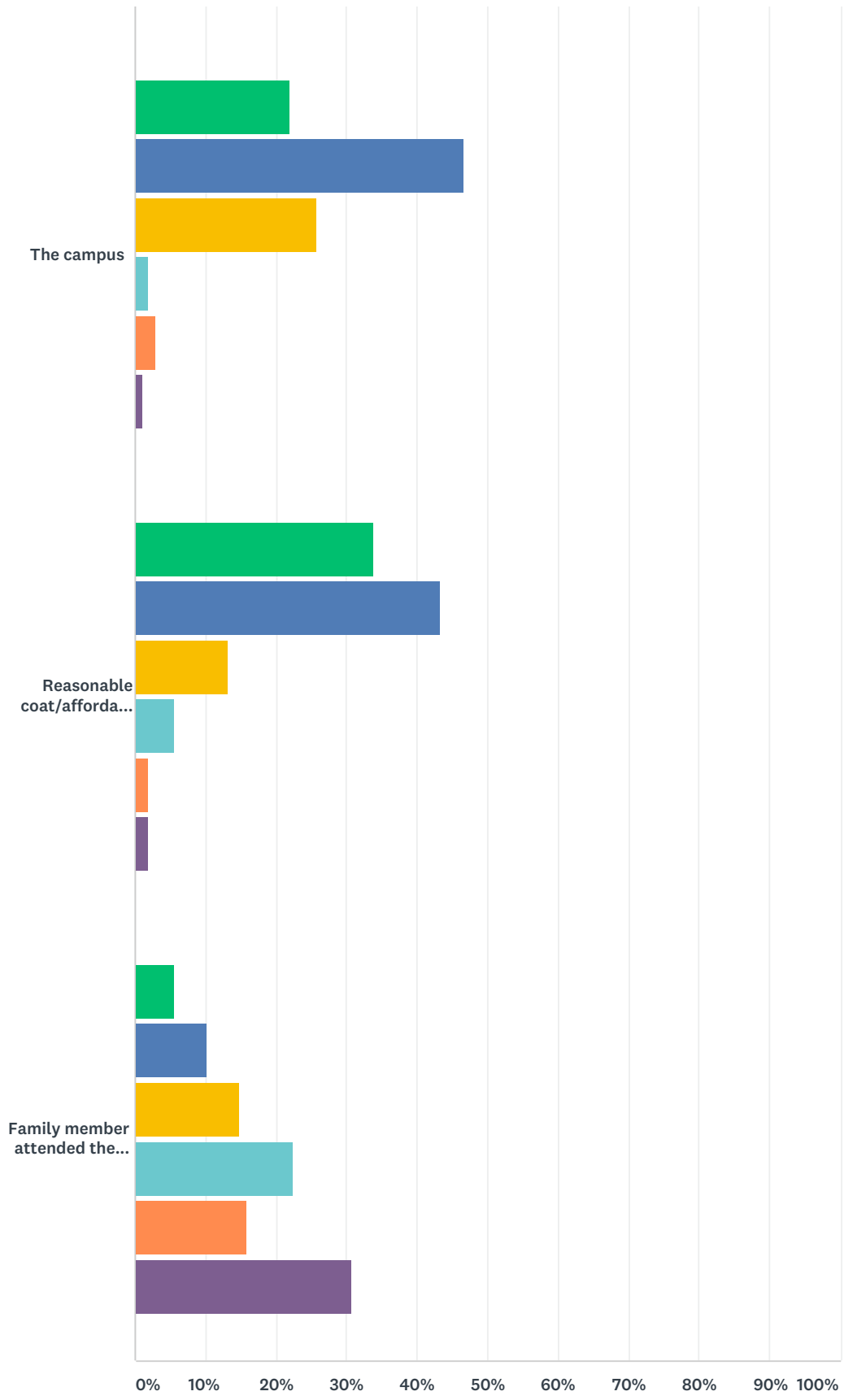
2018-2019 Exit Interview for Graduating Student-Athletes



2018-2019 Exit Interview for Graduating Student-Athletes



2018-2019 Exit Interview for Graduating Student-Athletes



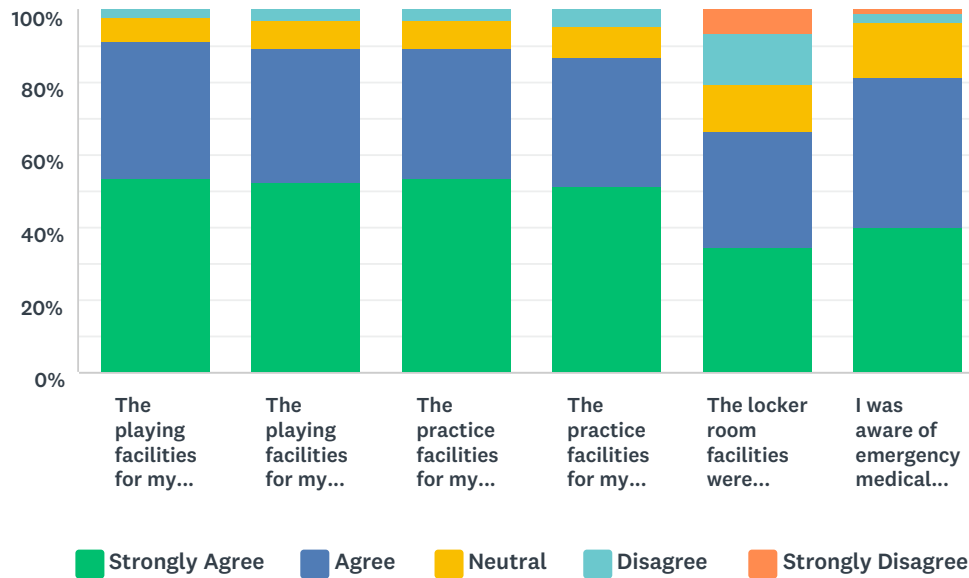
■ Very important
 ■ Important
 ■ Neutral
 ■ Unimportant
■ Very unimportant
 ■ Not applicable

2018-2019 Exit Interview for Graduating Student-Athletes

	VERY IMPORTANT	IMPORTANT	NEUTRAL	UNIMPORTANT	VERY UNIMPORTANT	NOT APPLICABLE	TOTAL
Location	21.50% 23	35.51% 38	34.58% 37	6.54% 7	0.00% 0	1.87% 2	107
Reputation of institution	16.04% 17	46.23% 49	26.42% 28	6.60% 7	1.89% 2	2.83% 3	106
Academic program	37.37% 37	38.38% 38	20.20% 20	1.01% 1	2.02% 2	1.01% 1	99
NCAA Division I Status	52.34% 56	34.58% 37	10.28% 11	0.93% 1	0.00% 0	1.87% 2	107
Athletics program	45.71% 48	42.86% 45	10.48% 11	0.00% 0	0.00% 0	0.95% 1	105
Financial aid	49.53% 53	27.10% 29	18.69% 20	0.93% 1	0.93% 1	2.80% 3	107
Coach	41.51% 44	36.79% 39	14.15% 15	2.83% 3	1.89% 2	2.83% 3	106
Friendly atmosphere	49.53% 53	39.25% 42	9.35% 10	0.00% 0	0.93% 1	0.93% 1	107
Friends at institution	27.62% 29	20.95% 22	24.76% 26	13.33% 14	6.67% 7	6.67% 7	105
Different culture than home	15.89% 17	23.36% 25	38.32% 41	16.82% 18	3.74% 4	1.87% 2	107
The campus	21.90% 23	46.67% 49	25.71% 27	1.90% 2	2.86% 3	0.95% 1	105
Reasonable coat/affordability	33.96% 36	43.40% 46	13.21% 14	5.66% 6	1.89% 2	1.89% 2	106
Family member attended the institution	5.61% 6	10.28% 11	14.95% 16	22.43% 24	15.89% 17	30.84% 33	107

Q7 Please rate your level of agreement with the following statements about your sport's facilities.

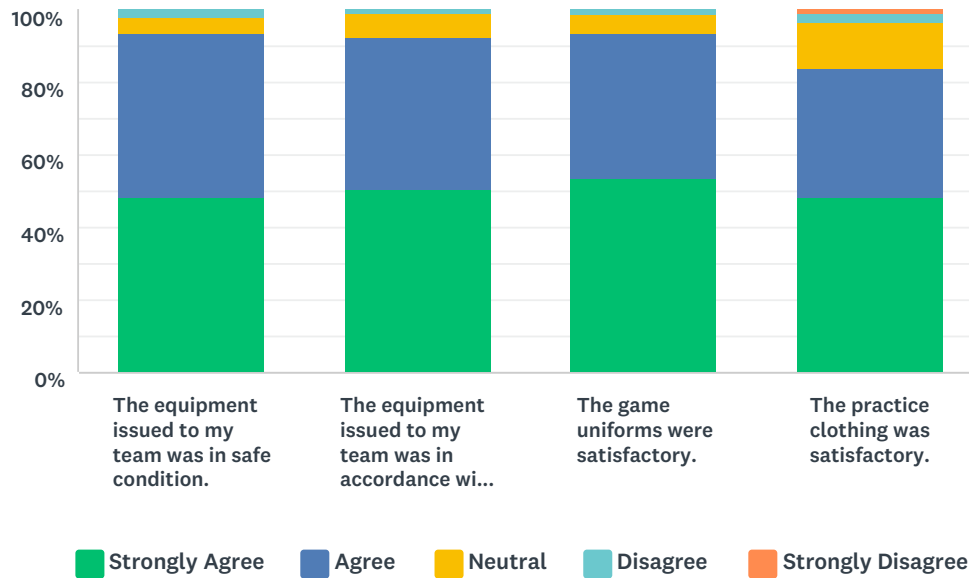
Answered: 107 Skipped: 1



	STRONGLY AGREE	AGREE	NEUTRAL	DISAGREE	STRONGLY DISAGREE	TOTAL
The playing facilities for my sport were safe.	53.27% 57	38.32% 41	6.54% 7	1.87% 2	0.00% 0	107
The playing facilities for my sport were in accordance with regulations.	52.34% 56	37.38% 40	7.48% 8	2.80% 3	0.00% 0	107
The practice facilities for my sport were safe.	53.33% 56	36.19% 38	7.62% 8	2.86% 3	0.00% 0	105
The practice facilities for my sport were in accordance with regulations.	51.40% 55	35.51% 38	8.41% 9	4.67% 5	0.00% 0	107
The locker room facilities were satisfactory.	34.58% 37	31.78% 34	13.08% 14	14.02% 15	6.54% 7	107
I was aware of emergency medical policies and procedures.	40.19% 43	41.12% 44	14.95% 16	2.80% 3	0.93% 1	107

Q8 Please rate your level of agreement with the following statements about your team's equipment.

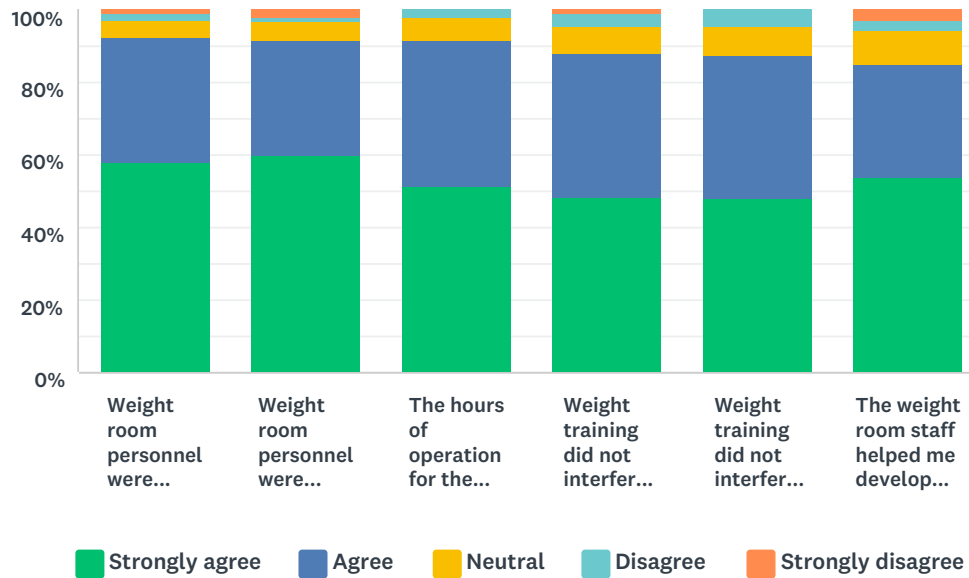
Answered: 107 Skipped: 1



	STRONGLY AGREE	AGREE	NEUTRAL	DISAGREE	STRONGLY DISAGREE	TOTAL
The equipment issued to my team was in safe condition.	48.60% 52	44.86% 48	4.67% 5	1.87% 2	0.00% 0	107
The equipment issued to my team was in accordance with regulations.	50.47% 54	42.06% 45	6.54% 7	0.93% 1	0.00% 0	107
The game uniforms were satisfactory.	53.27% 57	40.19% 43	5.61% 6	0.93% 1	0.00% 0	107
The practice clothing was satisfactory.	48.60% 52	35.51% 38	12.15% 13	2.80% 3	0.93% 1	107

Q9 Please rate your level of agreement with the following statements about your sport facilities.

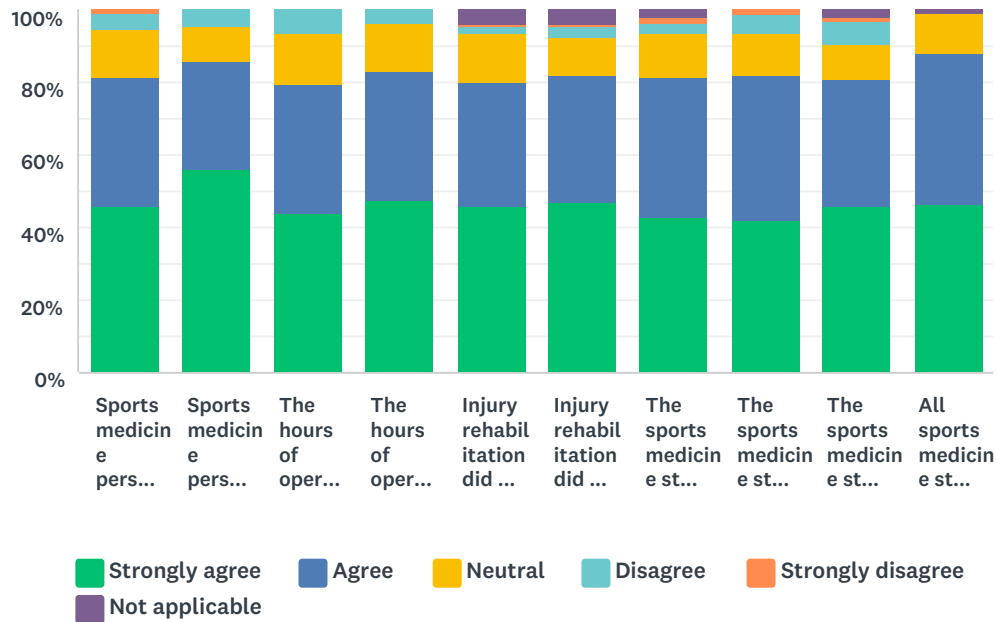
Answered: 107 Skipped: 1



	STRONGLY AGREE	AGREE	NEUTRAL	DISAGREE	STRONGLY DISAGREE	TOTAL
Weight room personnel were available when needed.	57.94% 62	34.58% 37	4.67% 5	1.87% 2	0.93% 1	107
Weight room personnel were supportive.	59.81% 64	31.78% 34	5.61% 6	0.93% 1	1.87% 2	107
The hours of operation for the weight training room were compatible with my practice schedule.	51.40% 55	40.19% 43	6.54% 7	1.87% 2	0.00% 0	107
Weight training did not interfere with my ability to attend class.	48.60% 52	39.25% 42	7.48% 8	3.74% 4	0.93% 1	107
Weight training did not interfere with my ability to study outside of class.	48.11% 51	39.62% 42	7.55% 8	4.72% 5	0.00% 0	106
The weight room staff helped me develop sport-specific fitness.	54.21% 58	30.84% 33	9.35% 10	2.80% 3	2.80% 3	107

Q10 Please rate your level of agreement with the following statements about the sports medicine services.

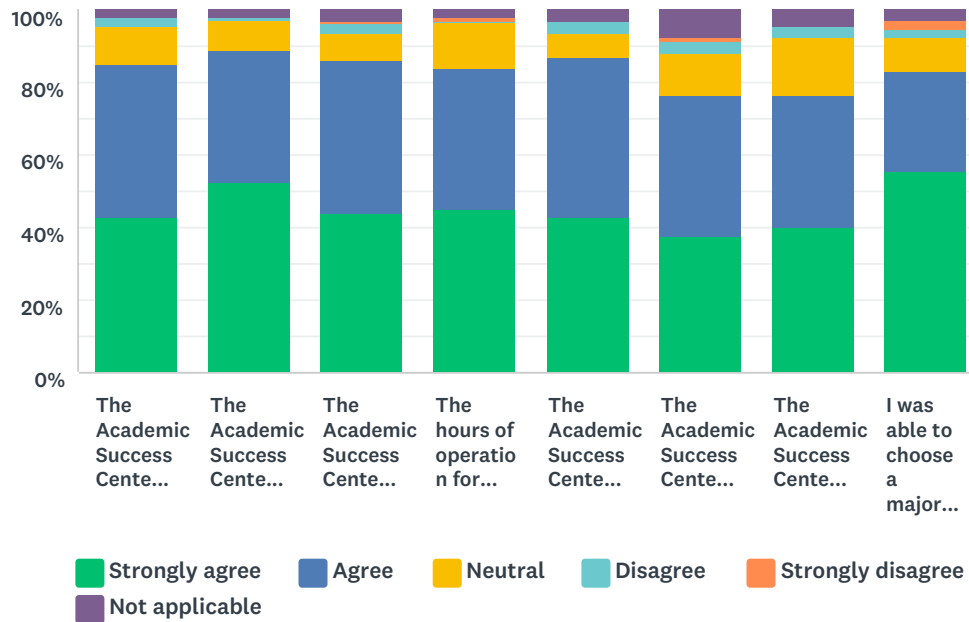
Answered: 107 Skipped: 1



	STRONGLY AGREE	AGREE	NEUTRAL	DISAGREE	STRONGLY DISAGREE	NOT APPLICABLE	TOTAL
Sports medicine personnel were available when needed.	45.79% 49	35.51% 38	13.08% 14	4.67% 5	0.93% 1	0.00% 0	107
Sports medicine personnel were supportive.	56.07% 60	29.91% 32	9.35% 10	4.67% 5	0.00% 0	0.00% 0	107
The hours of operation for the sports medicine facilities were compatible with my academic schedule.	43.93% 47	35.51% 38	14.02% 15	6.54% 7	0.00% 0	0.00% 0	107
The hours of operation for the sports medicine facilities were compatible with my practice schedule.	47.66% 51	35.51% 38	13.08% 14	3.74% 4	0.00% 0	0.00% 0	107
Injury rehabilitation did not interfere with my ability to attend class.	46.23% 49	33.96% 36	13.21% 14	1.89% 2	0.94% 1	3.77% 4	106
Injury rehabilitation did not interfere with my ability to study outside of class.	47.17% 50	34.91% 37	10.38% 11	2.83% 3	0.94% 1	3.77% 4	106
The sports medicine staff was knowledgeable about injury rehabilitation techniques.	42.99% 46	38.32% 41	12.15% 13	2.80% 3	1.87% 2	1.87% 2	107
The sports medicine staff was knowledgeable about injury prevention techniques.	42.06% 45	40.19% 43	11.21% 12	5.61% 6	0.93% 1	0.00% 0	107
The sports medicine staff was sensitive to the need to refer complicated problems to a physician.	46.23% 49	34.91% 37	9.43% 10	6.60% 7	0.94% 1	1.89% 2	106
All sports medicine staff kept private information confidential.	46.73% 50	41.12% 44	11.21% 12	0.00% 0	0.00% 0	0.93% 1	107

Q11 Please rate your level of agreement with the following statements about the academic success center.

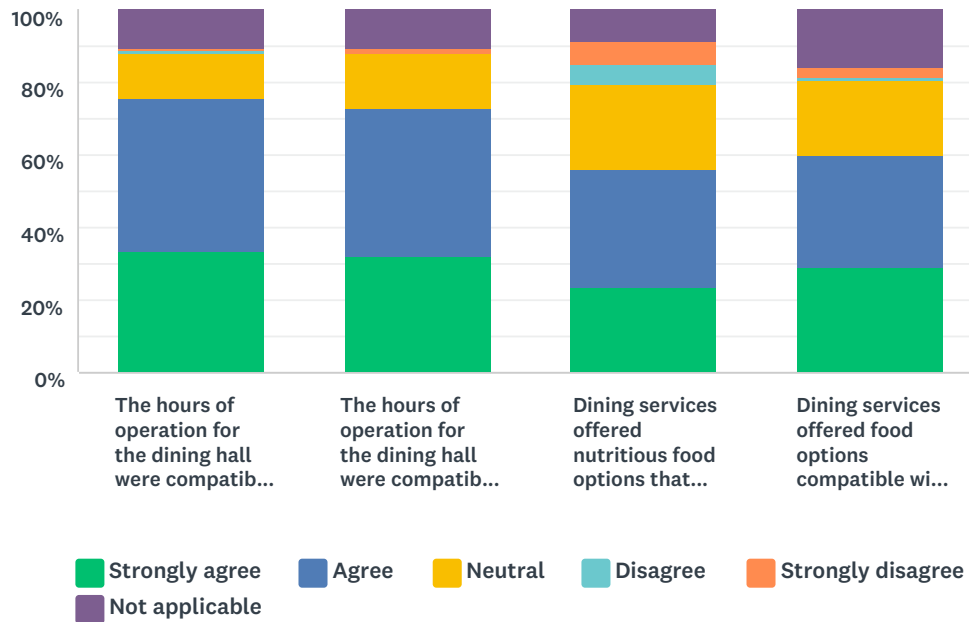
Answered: 107 Skipped: 1



	STRONGLY AGREE	AGREE	NEUTRAL	DISAGREE	STRONGLY DISAGREE	NOT APPLICABLE	TOTAL
The Academic Success Center personnel were available when needed.	42.99% 46	42.06% 45	10.28% 11	2.80% 3	0.00% 0	1.87% 2	107
The Academic Success Center personnel were supportive.	52.34% 56	36.45% 39	8.41% 9	0.93% 1	0.00% 0	1.87% 2	107
The Academic Success Center was compatible with my academic schedule.	43.93% 47	42.06% 45	7.48% 8	2.80% 3	0.93% 1	2.80% 3	107
The hours of operation for the Academic Success Center were compatible with my practice.	44.86% 48	39.25% 42	12.15% 13	0.93% 1	0.93% 1	1.87% 2	107
The Academic Success Center personnel provided helpful academic advising services.	42.99% 46	43.93% 47	6.54% 7	3.74% 4	0.00% 0	2.80% 3	107
The Academic Success Center personnel provided helpful academic tutoring services.	37.38% 40	39.25% 42	11.21% 12	3.74% 4	0.93% 1	7.48% 8	107
The Academic Success Center personnel provided helpful academic study lab services.	40.19% 43	36.45% 39	15.89% 17	2.80% 3	0.00% 0	4.67% 5	107
I was able to choose a major(s) of my choice without being influenced by the athletics department and/or my coach(es).	55.66% 59	27.36% 29	9.43% 10	1.89% 2	2.83% 3	2.83% 3	106

Q12 Please rate your level of agreement with the following statements about the dining services.

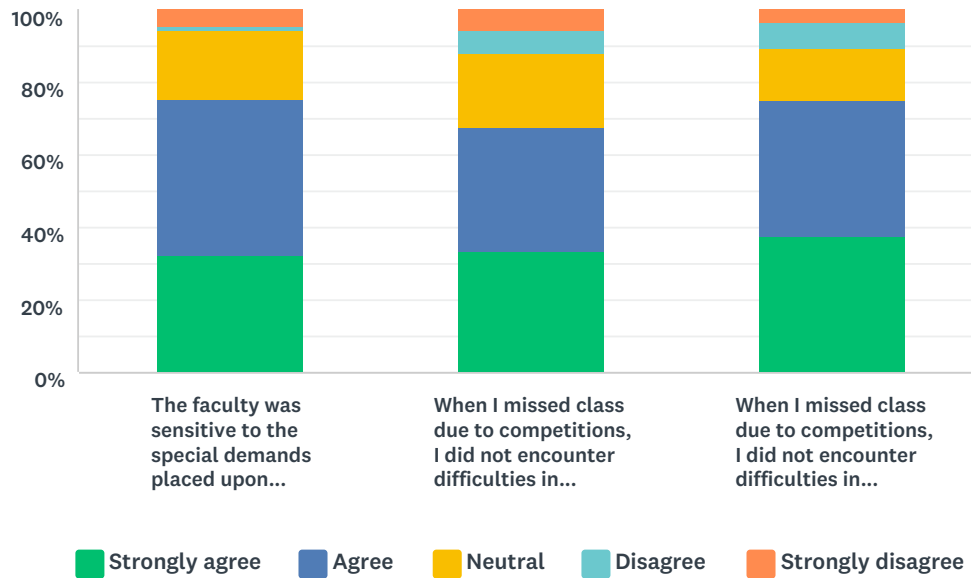
Answered: 107 Skipped: 1



	STRONGLY AGREE	AGREE	NEUTRAL	DISAGREE	STRONGLY DISAGREE	NOT APPLICABLE	TOTAL
The hours of operation for the dining hall were compatible with my academic schedule.	33.64% 36	42.06% 45	12.15% 13	0.93% 1	0.93% 1	10.28% 11	107
The hours of operation for the dining hall were compatible with my practice schedule.	31.78% 34	41.12% 44	14.95% 16	0.00% 0	1.87% 2	10.28% 11	107
Dining services offered nutritious food options that helped me perform well as a student-athlete.	23.36% 25	32.71% 35	23.36% 25	5.61% 6	6.54% 7	8.41% 9	107
Dining services offered food options compatible with my unique dietary needs (e.g. vegetarian, diabetic, gluten free).	28.97% 31	30.84% 33	20.56% 22	0.93% 1	2.80% 3	15.89% 17	107

Q13 Please rate your level of agreement with the following statements about your interactions with faculty.

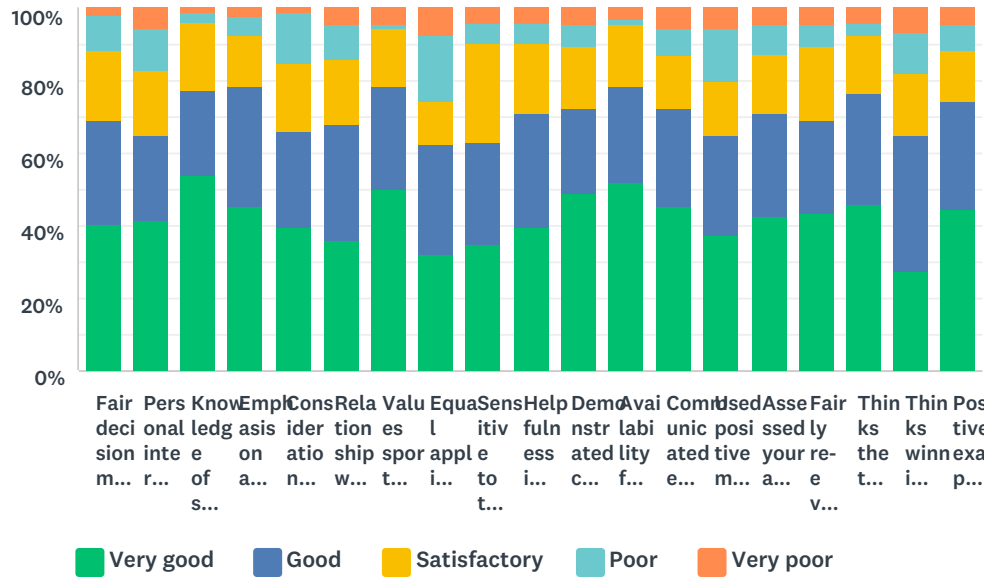
Answered: 107 Skipped: 1



	STRONGLY AGREE	AGREE	NEUTRAL	DISAGREE	STRONGLY DISAGREE	TOTAL
The faculty was sensitive to the special demands placed upon student-athletes.	32.71% 35	42.99% 46	18.69% 20	0.93% 1	4.67% 5	107
When I missed class due to competitions, I did not encounter difficulties in submitting missed work.	33.64% 36	33.64% 36	20.56% 22	6.54% 7	5.61% 6	107
When I missed class due to competitions, I did not encounter difficulties in making up missed exams.	37.38% 40	37.38% 40	14.95% 16	6.54% 7	3.74% 4	107

Q14 Please rate your head coach in the following areas

Answered: 106 Skipped: 2



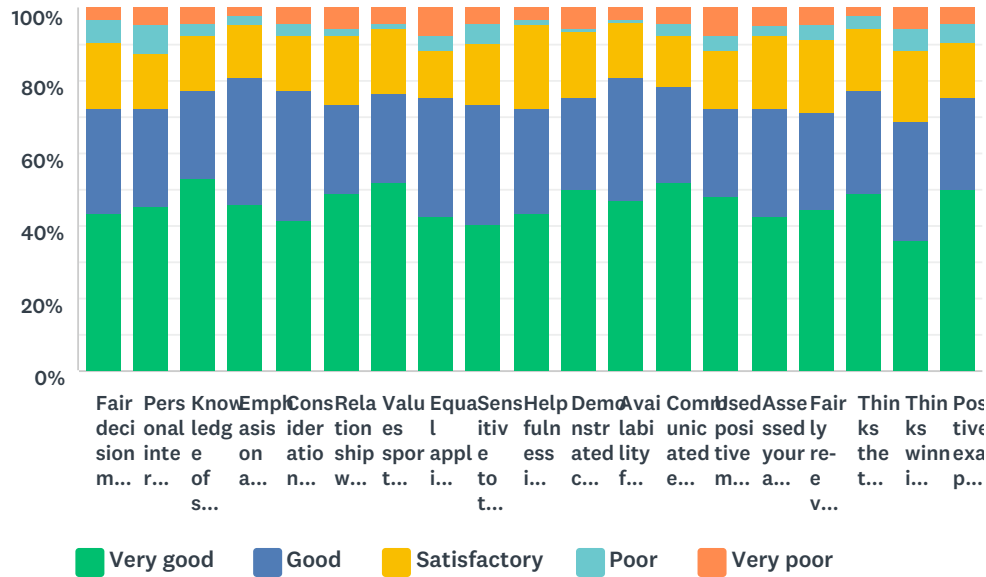
	VERY GOOD	GOOD	SATISFACTORY	POOR	VERY POOR	TOTAL
Fair decision maker.	40.57% 43	28.30% 30	19.81% 21	9.43% 10	1.89% 2	106
Personal interest in you outside of athletics.	41.51% 44	23.58% 25	17.92% 19	11.32% 12	5.66% 6	106
Knowledge of sport.	53.77% 57	23.58% 25	18.87% 20	2.83% 3	0.94% 1	106
Emphasis on academic achievement.	45.28% 48	33.02% 35	14.15% 15	5.66% 6	1.89% 2	106
Considerations of injuries.	39.62% 42	26.42% 28	18.87% 20	14.15% 15	0.94% 1	106
Relationship with you.	35.85% 38	32.08% 34	17.92% 19	9.43% 10	4.72% 5	106
Values sportsmanship.	50.00% 53	28.30% 30	16.04% 17	0.94% 1	4.72% 5	106
Equal application of discipline to all team members.	32.08% 34	30.19% 32	12.26% 13	17.92% 19	7.55% 8	106
Sensitive to the demands of your time.	34.91% 37	28.30% 30	27.36% 29	5.66% 6	3.77% 4	106
Helpfulness in achieving your academic goals.	39.62% 42	31.13% 33	19.81% 21	5.66% 6	3.77% 4	106
Demonstrated concern for your well-being.	49.06% 52	23.58% 25	16.98% 18	5.66% 6	4.72% 5	106
Availability for appointments about personal problems.	51.89% 55	26.42% 28	16.98% 18	1.89% 2	2.83% 3	106
Communicated effectively with you.	45.28% 48	27.36% 29	14.15% 15	7.55% 8	5.66% 6	106

2018-2019 Exit Interview for Graduating Student-Athletes

Used positive methods to motivate you.	37.74% 40	27.36% 29	15.09% 16	14.15% 15	5.66% 6	106
Assessed your athletic abilities fairly.	42.45% 45	28.30% 30	16.98% 18	7.55% 8	4.72% 5	106
Fairly re-evaluated your athletic abilities as the season progressed.	43.40% 46	25.47% 27	20.75% 22	5.66% 6	4.72% 5	106
Thinks the team is more important than the individual.	46.23% 49	30.19% 32	16.04% 17	3.77% 4	3.77% 4	106
Thinks winning is not everything.	27.36% 29	37.74% 40	16.98% 18	11.32% 12	6.60% 7	106
Positive example of ethical behavior.	44.34% 47	30.19% 32	14.15% 15	6.60% 7	4.72% 5	106

Q15 Please rate your assistant coach(es) in the following areas

Answered: 106 Skipped: 2



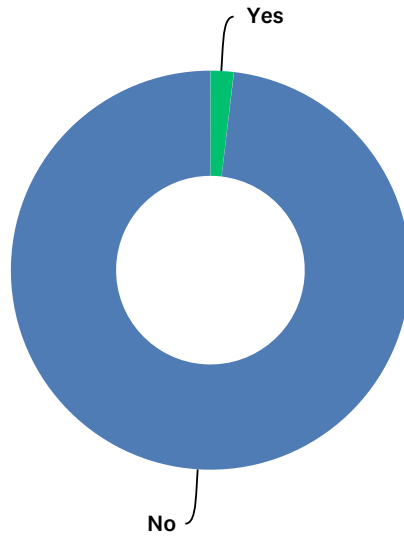
	VERY GOOD	GOOD	SATISFACTORY	POOR	VERY POOR	TOTAL
Fair decision maker.	43.40% 46	29.25% 31	17.92% 19	6.60% 7	2.83% 3	106
Personal interest in you outside of athletics.	45.28% 48	27.36% 29	15.09% 16	7.55% 8	4.72% 5	106
Knowledge of sport.	52.83% 56	24.53% 26	15.09% 16	3.77% 4	3.77% 4	106
Emphasis on academic achievement.	46.23% 49	34.91% 37	14.15% 15	2.83% 3	1.89% 2	106
Considerations of injuries.	41.51% 44	35.85% 38	15.09% 16	3.77% 4	3.77% 4	106
Relationship with you.	49.06% 52	24.53% 26	18.87% 20	1.89% 2	5.66% 6	106
Values sportsmanship.	51.89% 55	24.53% 26	17.92% 19	1.89% 2	3.77% 4	106
Equal application of discipline to all team members.	42.45% 45	33.02% 35	13.21% 14	3.77% 4	7.55% 8	106
Sensitive to the demands of your time.	40.57% 43	33.02% 35	16.98% 18	5.66% 6	3.77% 4	106
Helpfulness in achieving your academic goals.	43.40% 46	29.25% 31	22.64% 24	1.89% 2	2.83% 3	106
Demonstrated concern for your well-being.	50.00% 53	25.47% 27	17.92% 19	0.94% 1	5.66% 6	106
Availability for appointments about personal problems.	47.17% 50	33.96% 36	15.09% 16	0.94% 1	2.83% 3	106
Communicated effectively with you.	51.89% 55	26.42% 28	14.15% 15	3.77% 4	3.77% 4	106

2018-2019 Exit Interview for Graduating Student-Athletes

Used positive methods to motivate you.	48.11% 51	24.53% 26	16.04% 17	3.77% 4	7.55% 8	106
Assessed your athletic abilities fairly.	42.45% 45	30.19% 32	19.81% 21	2.83% 3	4.72% 5	106
Fairly re-evaluated your athletic abilities as the season progressed.	44.34% 47	27.36% 29	19.81% 21	3.77% 4	4.72% 5	106
Thinks the team is more important than the individual.	49.06% 52	28.30% 30	16.98% 18	3.77% 4	1.89% 2	106
Thinks winning is not everything.	35.85% 38	33.02% 35	19.81% 21	5.66% 6	5.66% 6	106
Positive example of ethical behavior.	50.00% 53	25.47% 27	15.09% 16	5.66% 6	3.77% 4	106

Q16 Did your coach(es) initially make promises to you as a recruit that were not satisfied?

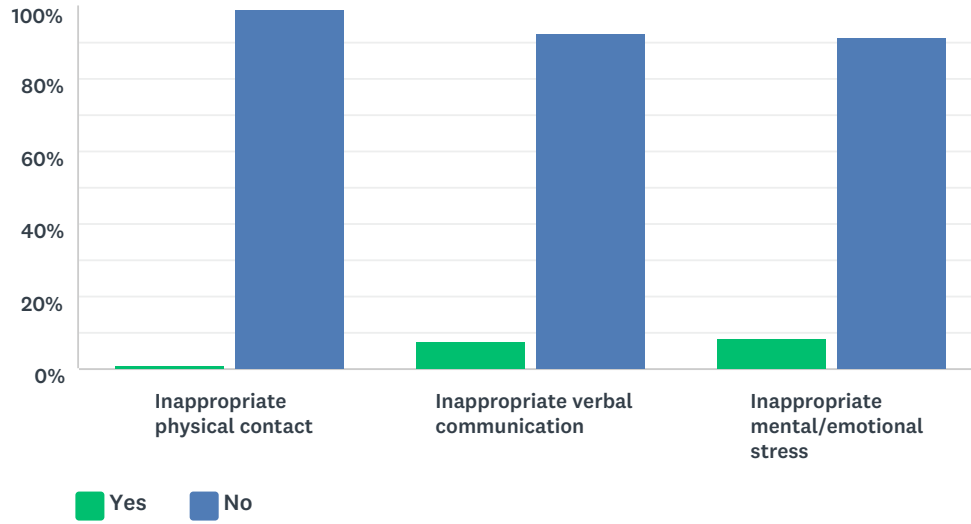
Answered: 106 Skipped: 2



ANSWER CHOICES	RESPONSES	
Yes	1.89%	2
No	98.11%	104
TOTAL		106

Q17 Were you subject to coaches techniques that involved:

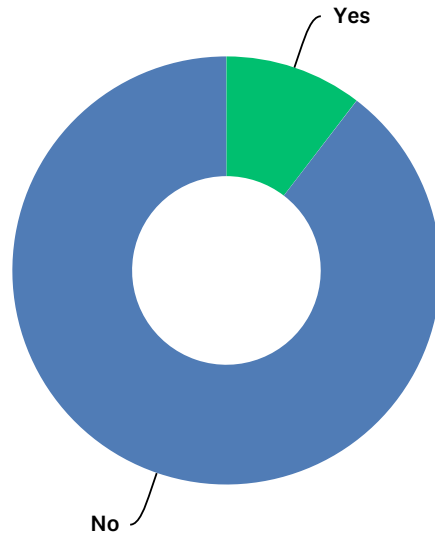
Answered: 106 Skipped: 2



	YES	NO	TOTAL
Inappropriate physical contact	0.94% 1	99.06% 105	106
Inappropriate verbal communication	7.55% 8	92.45% 98	106
Inappropriate mental/emotional stress	8.49% 9	91.51% 97	106

Q18 If you experienced any of the types of abuse listed in the previous question, or any other kinds of abuse, did you talk with the athletics director or another administrator about the situation? (If you did not experience any types of abuse, please skip to the next question.)

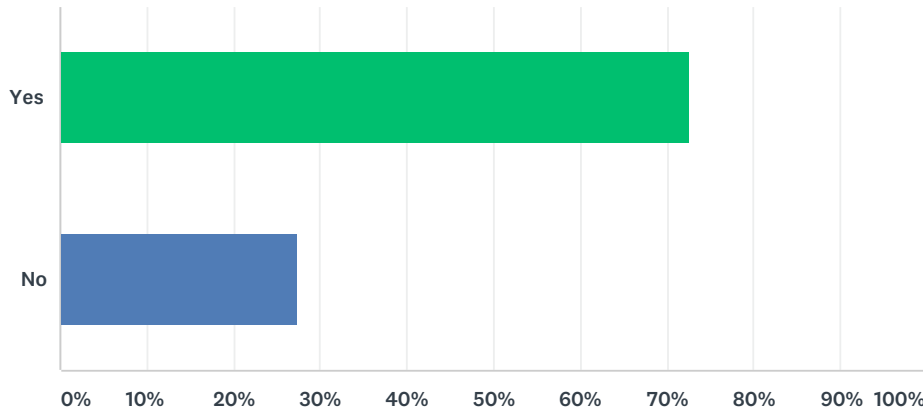
Answered: 48 Skipped: 60



ANSWER CHOICES	RESPONSES	
Yes	10.42%	5
No	89.58%	43
TOTAL		48

Q19 Were you aware of other avenues to address your concerns about the administration of the sport(s) in which you participated?

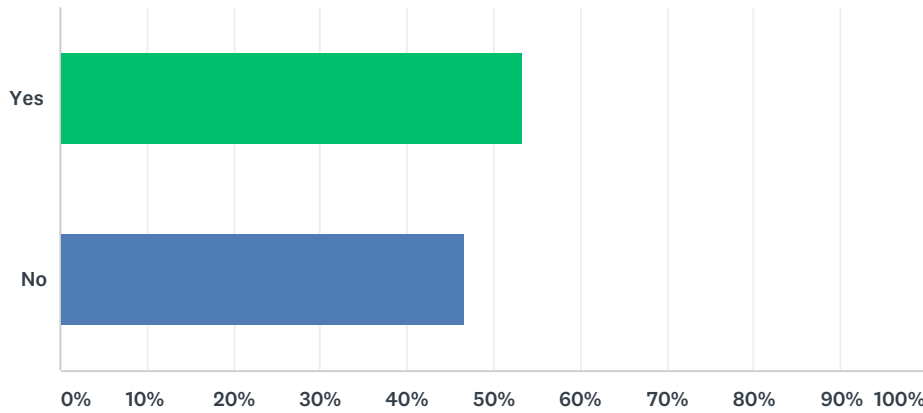
Answered: 95 Skipped: 13



ANSWER CHOICES	RESPONSES	
Yes	72.63%	69
No	27.37%	26
TOTAL		95

Q20 Did you have the opportunity to formally evaluate your coach?

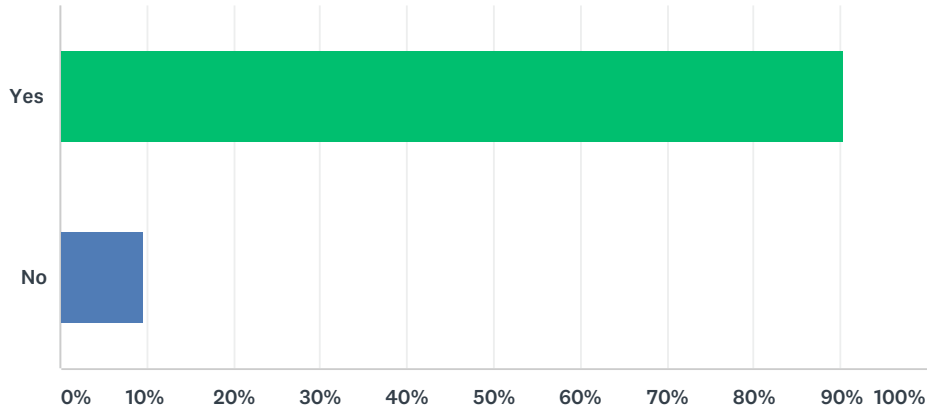
Answered: 103 Skipped: 5



ANSWER CHOICES	RESPONSES	
Yes	53.40%	55
No	46.60%	48
TOTAL		103

Q21 Were team rules clearly outlined for you by your coach?

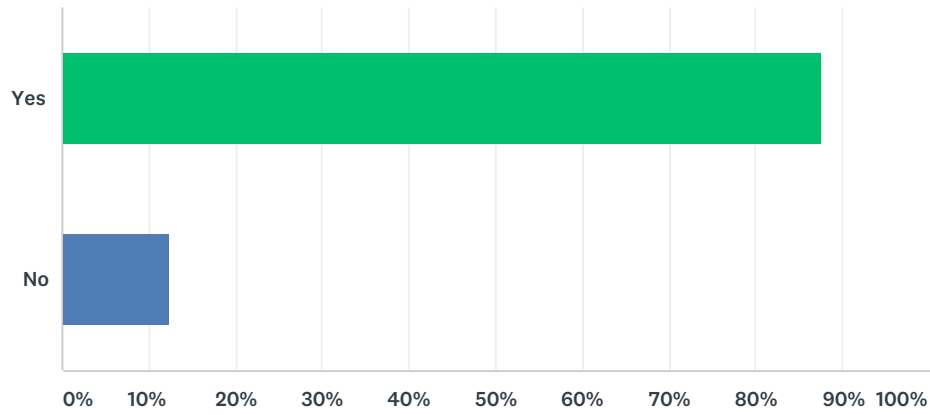
Answered: 105 Skipped: 3



ANSWER CHOICES	RESPONSES	
Yes	90.48%	95
No	9.52%	10
TOTAL		105

Q22 In general, were your needs as an athlete met by your coach?

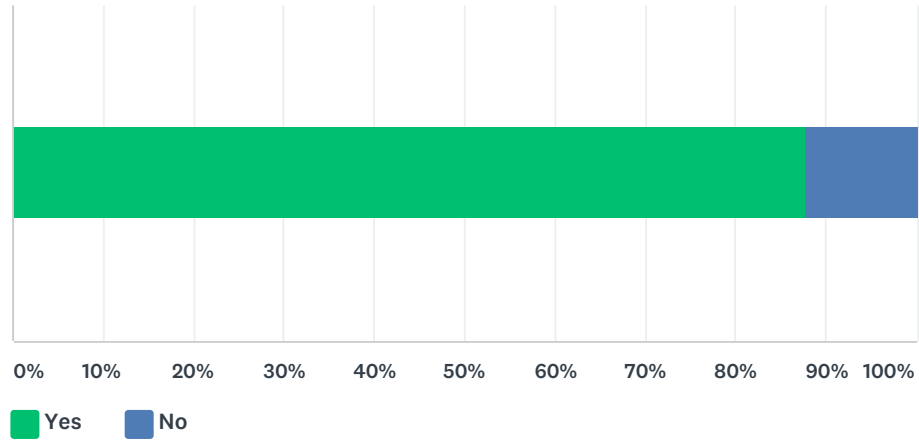
Answered: 105 Skipped: 3



ANSWER CHOICES	RESPONSES	
Yes	87.62%	92
No	12.38%	13
TOTAL		105

Q23 Do you respect your coach?

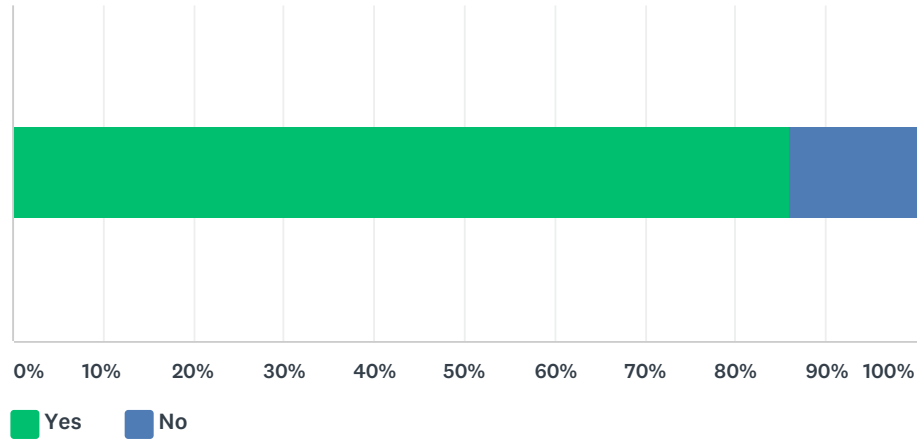
Answered: 106 Skipped: 2



ANSWER CHOICES	RESPONSES	
Yes	87.74%	93
No	12.26%	13
TOTAL		106

Q24 Do you think your coach respected you?

Answered: 106 Skipped: 2



ANSWER CHOICES	RESPONSES	
Yes	85.85%	91
No	14.15%	15
TOTAL		106

Q25 Did you have an adequate understanding of the following?

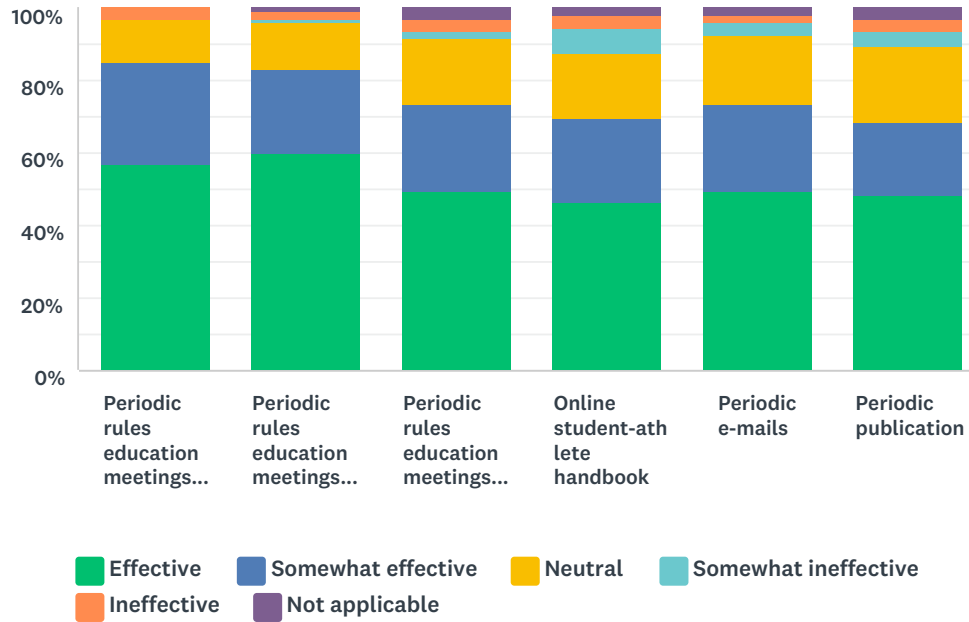
Answered: 105 Skipped: 3



	YES	NO	TOTAL
NCAA Rules	98.10% 103	1.90% 2	105
Conference Rules	98.10% 103	1.90% 2	105
Institutional Rules	98.10% 103	1.90% 2	105
NCAA Special Assistance Fund	80.95% 85	19.05% 20	105
NCAA Student-Athlete Opportunity Fund	77.14% 81	22.86% 24	105

Q26 How effective were the following methods in informing you of institutional, conference, and NCAA rules?

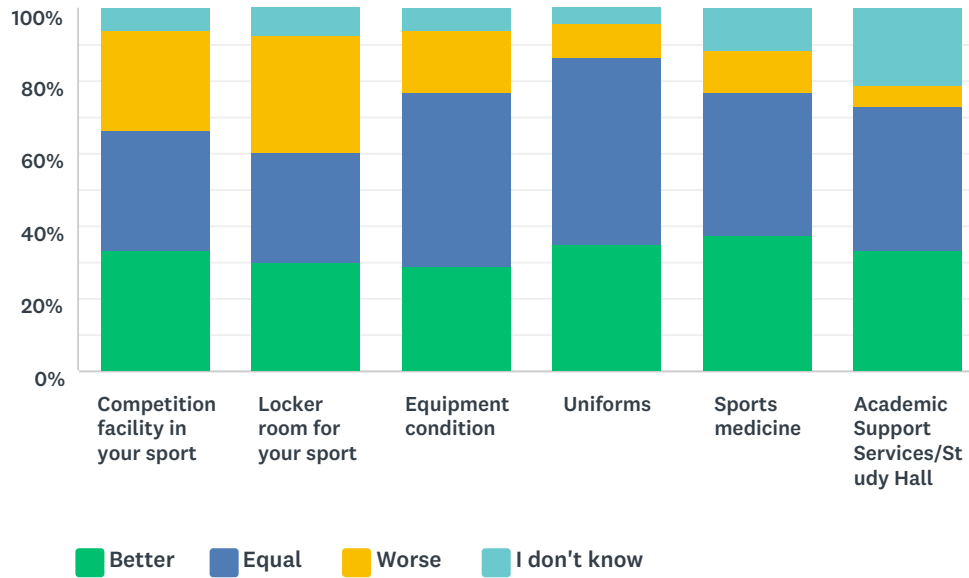
Answered: 105 Skipped: 3



	EFFECTIVE	SOMEWHAT EFFECTIVE	NEUTRAL	SOMEWHAT INEFFECTIVE	INEFFECTIVE	NOT APPLICABLE	TOTAL
Periodic rules education meetings with compliance staff.	57.14% 60	27.62% 29	12.38% 13	0.00% 0	2.86% 3	0.00% 0	105
Periodic rules education meetings with your coach(es).	60.00% 63	22.86% 24	13.33% 14	0.95% 1	1.90% 2	0.95% 1	105
Periodic rules education meetings with your Student-Athlete Advisory Committee (SAAC) representative(s).	49.52% 52	23.81% 25	18.10% 19	1.90% 2	3.81% 4	2.86% 3	105
Online student-athlete handbook	46.67% 49	22.86% 24	18.10% 19	6.67% 7	3.81% 4	1.90% 2	105
Periodic e-mails	49.52% 52	23.81% 25	19.05% 20	3.81% 4	1.90% 2	1.90% 2	105
Periodic publication	48.57% 51	20.00% 21	20.95% 22	3.81% 4	3.81% 4	2.86% 3	105

Q27 How does the athletics department at NMSU rate in the following areas compared to other conference schools you competed against on their campus?

Answered: 104 Skipped: 4



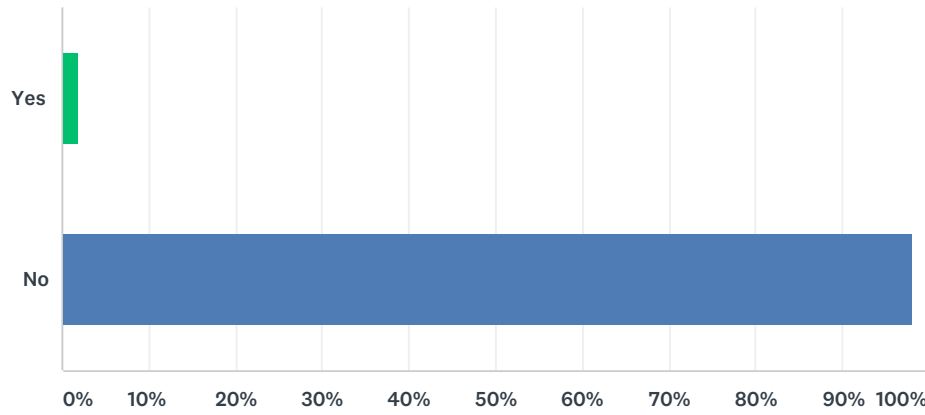
	BETTER	EQUAL	WORSE	I DON'T KNOW	TOTAL
Competition facility in your sport	33.65% 35	32.69% 34	27.88% 29	5.77% 6	104
Locker room for your sport	29.81% 31	30.77% 32	31.73% 33	7.69% 8	104
Equipment condition	28.85% 30	48.08% 50	17.31% 18	5.77% 6	104
Uniforms	34.95% 36	51.46% 53	9.71% 10	3.88% 4	103
Sports medicine	37.50% 39	39.42% 41	11.54% 12	11.54% 12	104
Academic Support Services/Study Hall	33.65% 35	39.42% 41	5.77% 6	21.15% 22	104

Q28 On average, how many times during the season were you required to miss one or more classes due to competition?

Answered: 105 Skipped: 3

Q29 Were you ever required to miss class due to practice?

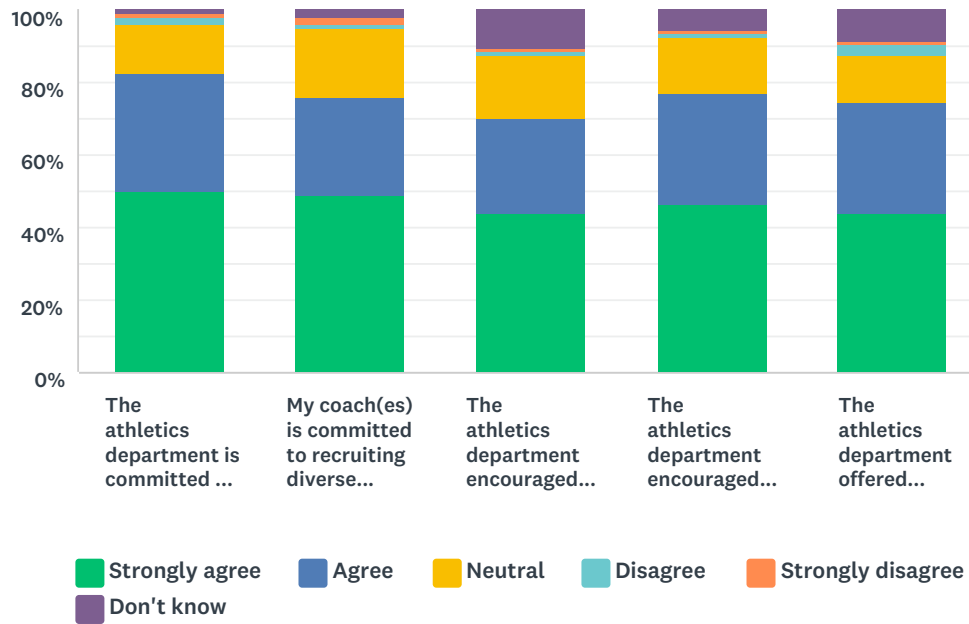
Answered: 105 Skipped: 3



ANSWER CHOICES	RESPONSES	
Yes	1.90%	2
No	98.10%	103
TOTAL		105

Q30 Please rate your level of agreement with the following statements about the athletic department’s commitment to diversity.

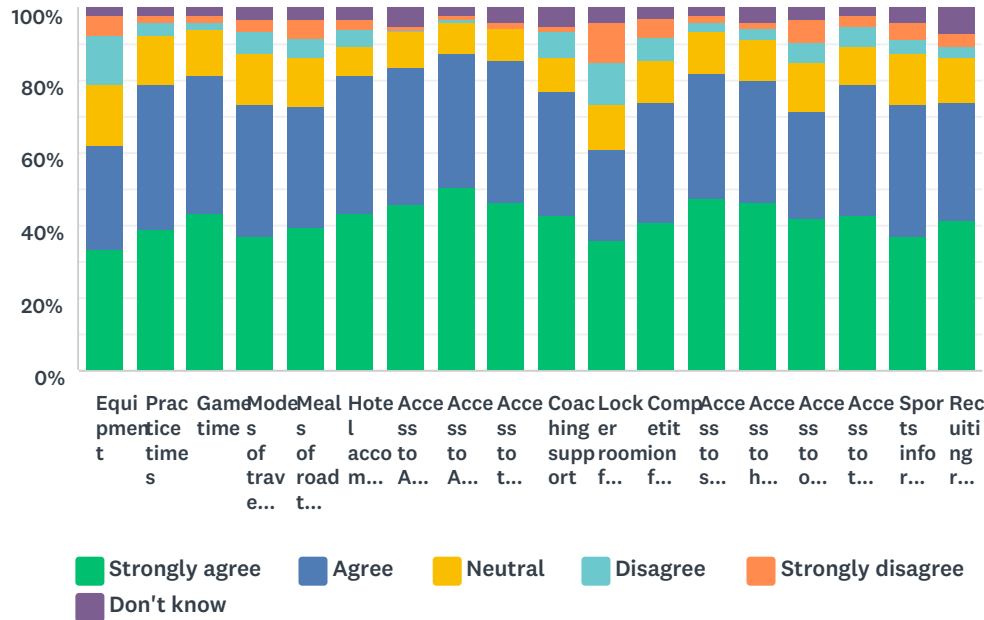
Answered: 105 Skipped: 3



	STRONGLY AGREE	AGREE	NEUTRAL	DISAGREE	STRONGLY DISAGREE	DON'T KNOW	TOTAL
The athletics department is committed to promoting diversity.	50.00% 52	32.69% 34	13.46% 14	1.92% 2	0.96% 1	0.96% 1	104
My coach(es) is committed to recruiting diverse student-athletes.	49.04% 51	26.92% 28	19.23% 20	0.96% 1	1.92% 2	1.92% 2	104
The athletics department encouraged minority student-athlete participation in the decision making (e.g. SAAC).	44.23% 46	25.96% 27	17.31% 18	0.96% 1	0.96% 1	10.58% 11	104
The athletics department encouraged participation by all student-athletes in diversity related institutional programs.	46.67% 49	30.48% 32	15.24% 16	0.95% 1	0.95% 1	5.71% 6	105
The athletics department offered educational and support programs in the area of sexual orientation.	43.81% 46	30.48% 32	13.33% 14	2.86% 3	0.95% 1	8.57% 9	105

Q31 For men and women’s sports, the athletics department is committed to providing equitable:

Answered: 105 Skipped: 3



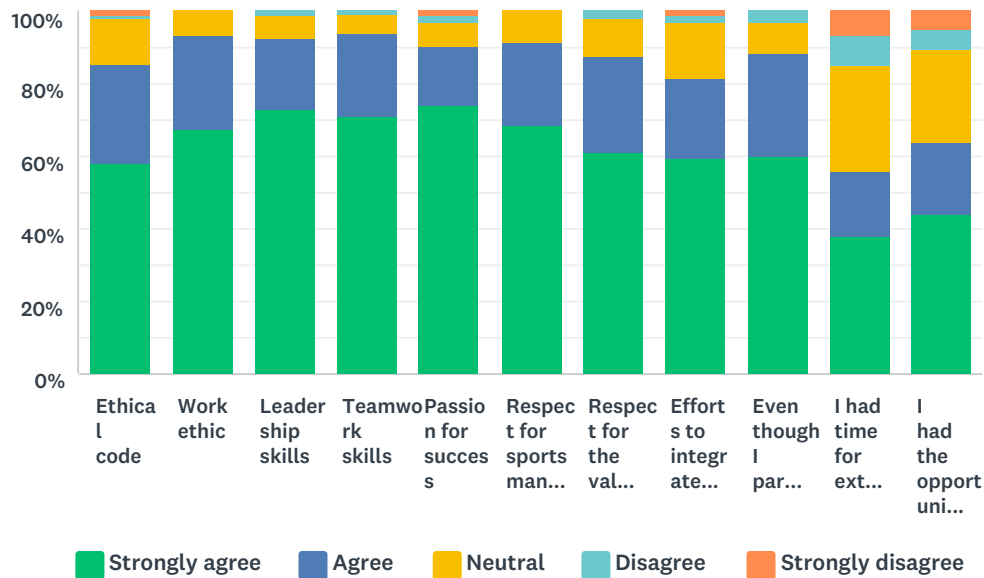
	STRONGLY AGREE	AGREE	NEUTRAL	DISAGREE	STRONGLY DISAGREE	DON'T KNOW	TOTAL
Equipment	33.33% 35	28.57% 30	17.14% 18	13.33% 14	5.71% 6	1.90% 2	105
Practice times	39.05% 41	40.00% 42	13.33% 14	3.81% 4	1.90% 2	1.90% 2	105
Game time	43.27% 45	38.46% 40	12.50% 13	1.92% 2	1.92% 2	1.92% 2	104
Modes of travel for away competition	37.14% 39	36.19% 38	14.29% 15	5.71% 6	3.81% 4	2.86% 3	105
Meals of road trips	39.42% 41	33.65% 35	13.46% 14	4.81% 5	5.77% 6	2.88% 3	104
Hotel accommodations on road trips	43.27% 45	38.46% 40	7.69% 8	4.81% 5	2.88% 3	2.88% 3	104
Access to Academic Success Center tutors	46.15% 48	37.50% 39	9.62% 10	0.96% 1	0.96% 1	4.81% 5	104
Access to Academic Success Center computers	50.48% 53	37.14% 39	8.57% 9	0.95% 1	0.95% 1	1.90% 2	105
Access to the advising services of the Academic Success Center study lab	46.67% 49	39.05% 41	8.57% 9	0.00% 0	1.90% 2	3.81% 4	105
Coaching support	42.86% 45	34.29% 36	9.52% 10	6.67% 7	1.90% 2	4.76% 5	105
Locker room facilities	36.19% 38	24.76% 26	12.38% 13	11.43% 12	11.43% 12	3.81% 4	105
Competition facilities	40.78% 42	33.01% 34	11.65% 12	6.80% 7	4.85% 5	2.91% 3	103

2018-2019 Exit Interview for Graduating Student-Athletes

Access to sports medicine facilities	47.62% 50	34.29% 36	11.43% 12	2.86% 3	1.90% 2	1.90% 2	105
Access to housing services	46.67% 49	33.33% 35	11.43% 12	2.86% 3	1.90% 2	3.81% 4	105
Access to on-campus dining services	41.90% 44	29.52% 31	13.33% 14	5.71% 6	6.67% 7	2.86% 3	105
Access to the weight room personnel	42.86% 45	36.19% 38	10.48% 11	5.71% 6	2.86% 3	1.90% 2	105
Sports information coverage	37.14% 39	36.19% 38	14.29% 15	3.81% 4	4.76% 5	3.81% 4	105
Recruiting resources	41.75% 43	32.04% 33	12.62% 13	2.91% 3	3.88% 4	6.80% 7	103

Q32 My participation in intercollegiate athletics positively impacted my:

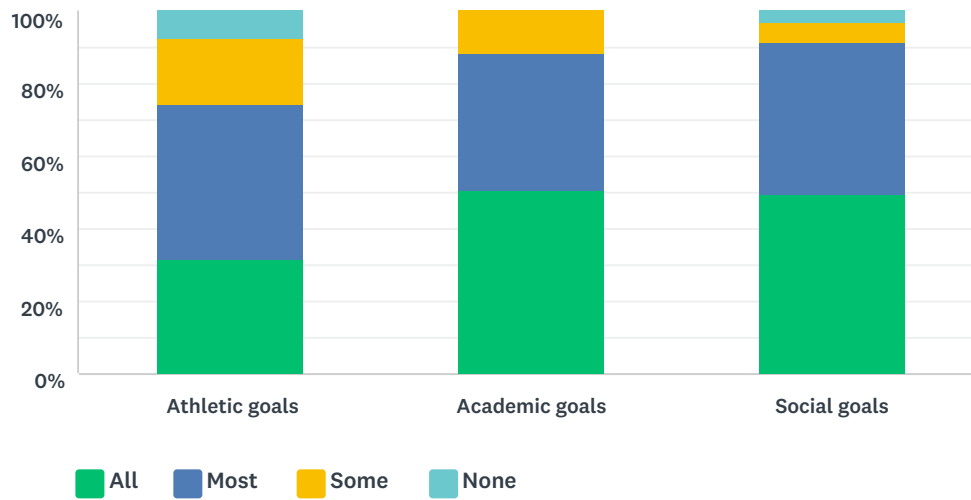
Answered: 105 Skipped: 3



	STRONGLY AGREE	AGREE	NEUTRAL	DISAGREE	STRONGLY DISAGREE	TOTAL
Ethical code	58.10% 61	27.62% 29	12.38% 13	0.95% 1	0.95% 1	105
Work ethic	67.62% 71	25.71% 27	6.67% 7	0.00% 0	0.00% 0	105
Leadership skills	73.08% 76	19.23% 20	6.73% 7	0.96% 1	0.00% 0	104
Teamwork skills	71.15% 74	23.08% 24	4.81% 5	0.96% 1	0.00% 0	104
Passion for success	73.79% 76	16.50% 17	6.80% 7	1.94% 2	0.97% 1	103
Respect for sportsmanship	68.57% 72	22.86% 24	8.57% 9	0.00% 0	0.00% 0	105
Respect for the value of community service	60.95% 64	26.67% 28	10.48% 11	1.90% 2	0.00% 0	105
Efforts to integrate into campus life	59.62% 62	22.12% 23	15.38% 16	1.92% 2	0.96% 1	104
Even though I participated in intercollegiate athletics, I was still about to form friendships with non-athletes.	60.00% 63	28.57% 30	8.57% 9	2.86% 3	0.00% 0	105
I had time for extracurricular activities other than athletics	38.10% 40	18.10% 19	28.57% 30	8.57% 9	6.67% 7	105
I had the opportunity to suggest proposed changes in intercollegiate athletics.	43.81% 46	20.00% 21	25.71% 27	5.71% 6	4.76% 5	105

Q33 How many of your goals in the following areas have you achieved?

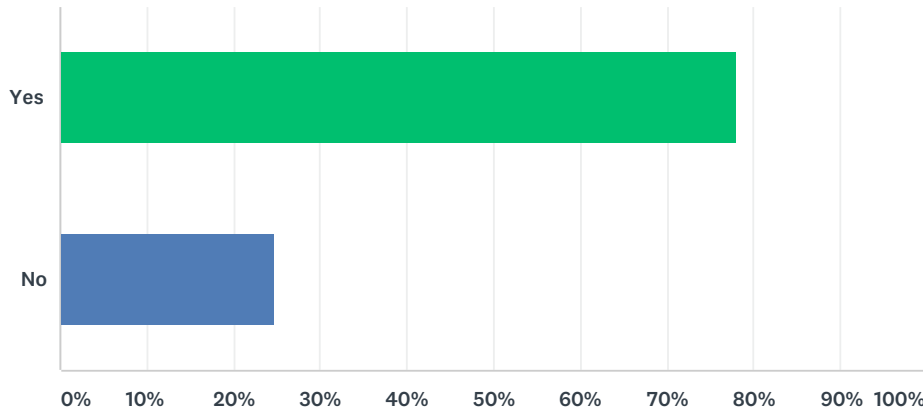
Answered: 105 Skipped: 3



	ALL	MOST	SOME	NONE	TOTAL
Athletic goals	31.43% 33	42.86% 45	18.10% 19	7.62% 8	105
Academic goals	50.48% 53	38.10% 40	11.43% 12	0.00% 0	105
Social goals	49.52% 52	41.90% 44	5.71% 6	2.86% 3	105

Q34 If you were being recruited today, would you choose to attend NMSU again?

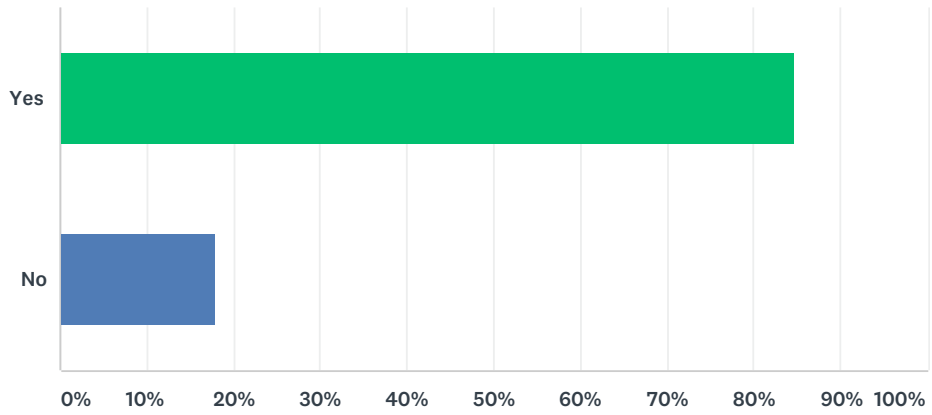
Answered: 105 Skipped: 3



ANSWER CHOICES	RESPONSES	
Yes	78.10%	82
No	24.76%	26
Total Respondents: 105		

Q35 Would you encourage other student-athletes to attend NMSU?

Answered: 105 Skipped: 3



ANSWER CHOICES	RESPONSES	
Yes	84.76%	89
No	18.10%	19
Total Respondents: 105		

Q36 Please provide any additional comments you have regarding your experience as a student-athlete.

Answered: 29 Skipped: 79